


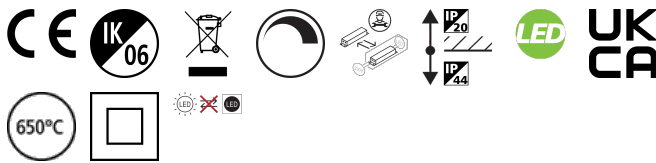
START eco Downlight Flat IP44 Dimmable 206mm Square Recessed

START eco Downlight Flat 206 Square IP44 1700lm 840 DIM
0053943



Product features

- START eco Downlight Flat IP44 DIM is an integrated LED recessed downlight with a separate, phase dimmable driver and loop in- out box, 17W; 1700Lm; 100Lm/W; 4000K; IP44 rated from the front; 30,000hrs (L70B50).



PRODUCT OVERVIEW

Product name	START eco Downlight Flat 206 Square IP44 1700lm 840 DIM
Technology	LED
Housing	Aluminium
Mount	Ceiling recessed mounting
General application	Hospitality
ETIM Class	EC001744
E-number FI	4278191
Warranty	3 years
Fixture luminous flux (lm)	1700
Luminaire efficacy (lm/W)	100
Colour temperature (K)	4000
CRI (Ra)	80
Colour Variation Initial (SDCM)	SDCM5
Beam Angle (°)	120
Glare control	< 28
Photobiological Risk Group	RG0
Total power consumption (W)	17
Electrical protection	Class II
Control gear type	LED driver constant current
Dimmable	Yes
LED Flickering Rate	Ultra low (5% or less)
Housing colour	RAL 9003 - Signal white
IP rating	IP44/20
IK rating	IK06
Product EAN number	5410288539430
Max load (A)	112

DATA TABLE

General data

Product name	START eco Downlight Flat 206 Square IP44 1700lm 840 DIM
Technology	LED

START eco Downlight Flat IP44 Dimmable 206mm Square Recessed

START eco Downlight Flat 206 Square IP44 1700lm 840 DIM

0053943

Housing	Aluminium
Mount	Ceiling recessed mounting
General application	Hospitality
Operating temperature range (°C)	-20°C - 40°C
Performance ambient temperature Tq (°C)	25
ETIM Class	EC001744
E-number FI	4278191
Warranty	3 years

Optical data

Fixture luminous flux (lm)	1700
Luminaire efficacy (lm/W)	100
Colour temperature (K)	4000
CRI (Ra)	80
Colour Variation Initial (SDCM)	SDCM5
Beam Angle (°)	120
Distribution type	Symmetric
Glare control	< 28
Photobiological Risk Group	RG0

Electrical data

Total power consumption (W)	17
Mains voltage (V)	220-240V~
Lamp power factor	0.9
THD (at 230 V, 50 Hz, full load, at 100% dimming level) xx.x %	20.0
Electrical protection	Class II
Control gear required	No
Control gear type	LED driver constant current
Dimmable	Yes
Drive current (mA)	450
Inrush Current (A)	4.16
Inrush Duration (µs)	112
Glow Wire Test (°C)	650
Energy Efficiency Class (A->G) of contained light source	D
Nominal Frequency (Hz)	50Hz
LED Flickering Rate	Ultra low (5% or less)
Max. Luminaires per 10A C Breaker	67
Max. Luminaires per 13A C Breaker	87
Max. Luminaires per 16A C Breaker	107
Max. Luminaires per 20A C Breaker	133
Max. Luminaires per 10A B Breaker	67
Max. Luminaires per 13A B Breaker	87
Max. Luminaires per 16A B Breaker	107
Max. Luminaires per 20A B Breaker	133

Lifetime data

Lifespan L70 B50	30000
------------------	-------

START eco Downlight Flat IP44 Dimmable 206mm Square Recessed

START eco Downlight Flat 206 Square IP44 1700lm 840 DIM
0053943

Physical data

Housing colour	RAL 9003 - Signal white
IP rating	IP44/20
IK rating	IK06
Diffuser finish	Opal
Diffuser material	Other
Nominal Product Length (mm)	226
Nominal Product Width (mm)	226
Nominal Product Height (mm)	21
Cutout Dimensions (W x L in mm or Diameter in mm)	206 x206
Weight (kg)	0.626

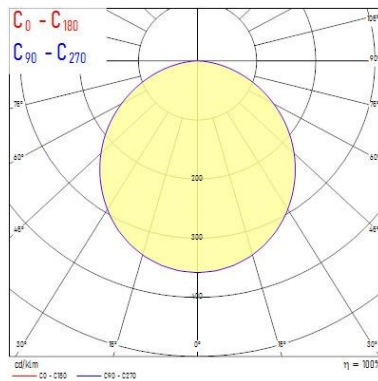
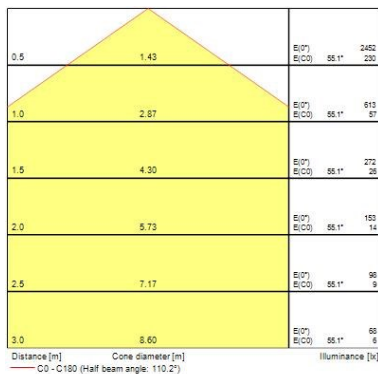
Packaging

Single packaging type	Carton
Product EAN number	5410288539430
Packaging single length / height (cm)	29.0
Packaging single width (cm)	4.2
Packaging single depth (cm)	23.0
DUN14 (outer)	15410288539437
Units per outer package	10
Packaging outer length / height (cm)	48.5
Packaging outer width (cm)	23.9
Packaging outer depth (cm)	31.7

Safety data

Optimal operating condition (°C)	-20-40
----------------------------------	--------

PHOTOMETRY



TECHNICAL DRAWINGS

START eco Downlight Flat IP44 Dimmable 206mm Square Recessed

START eco Downlight Flat 206 Square IP44 1700lm 840 DIM

0053943

