

Start Downlight 5in1 50-125

START Downlight 5IN1 50-125 600LM
0053147



Product features

- NEW-START Downlight 5in1 is an integrated LED recessed / surface mounted downlight with built in non dimmable driver. Colour temperature (3000K, 4000K and 6500K) can be adjusted by a 3-way switch located on the back of the fixture. Adaptability to various cut-outs from 50mm to 125mm.



PRODUCT OVERVIEW

Product name	START Downlight 5IN1 50-125 600LM
Technology	LED
Cap/Base	N/A
Housing	PC Polycarbonate
Mount	Ceiling recessed mounting, Ceiling surface mounting
General application	Residential & Consumer
ETIM Class	EC001744
E-number FI	4278424
Warranty	3 years
Fixture luminous flux (lm)	600
Luminaire efficacy (lm/W)	100
Colour temperature (K)	4000
Light colour	N/A
CRI (Ra)	80
Colour Variation Initial (SDCM)	SDCM6
Beam Angle (°)	110
Photobiological Risk Group	RG0
Total power consumption (W)	6
Electrical protection	Class II
Control gear type	LED driver constant current
Dimmable	No
LED Flickering Rate	Low (6% - 20%)
Housing colour	RAL 9003 - Signal white
IP rating	IP20
IK rating	IK05
Product EAN number	5410288531472
Dimming method	N/A

DATA TABLE

General data

Product name	START Downlight 5IN1 50-125 600LM
Technology	LED

Start Downlight 5in1 50-125

START Downlight 5IN1 50-125 600LM
0053147

Cap/Base	N/A
Housing	PC Polycarbonate
Mount	Ceiling recessed mounting, Ceiling surface mounting
General application	Residential & Consumer
Operating temperature range (°C)	-20°C - 40°C
ETIM Class	EC001744
E-number FI	4278424
Warranty	3 years

Optical data

Fixture luminous flux (lm)	600
Luminaire efficacy (lm/W)	100
Colour temperature (K)	4000
Correlated colour temperature range (K)	3000 - 6500
Light colour	N/A
CRI (Ra)	80
Colour Variation Initial (SDCM)	SDCM6
Beam Angle (°)	110
Distribution type	Symmetric
Photobiological Risk Group	RG0

Electrical data

Total power consumption (W)	6
Mains voltage (V)	220-240V
Lamp power factor	1
THD (at 230 V, 50 Hz, full load, at 100% dimming level) xx.x %	85.0
Electrical protection	Class II
Control gear type	LED driver constant current
Dimmable	No
Drive current (mA)	18
Inrush Current (A)	1
Inrush Duration (µs)	100
Glow Wire Test (°C)	650
Energy Efficiency Class (A->G) of contained light source	F
Nominal Frequency (Hz)	50/60Hz
LED Flickering Rate	Low (6% - 20%)
Max. Luminaires per 16A C Breaker	238
Max. Luminaires per 16A B Breaker	140

Lifetime data

Lifespan L70 B50	55000
Lifespan L80 B10	30000

Physical data

Housing colour	RAL 9003 - Signal white
IP rating	IP20
IK rating	IK05
Diffuser finish	Opal

Start Downlight 5in1 50-125

START Downlight 5IN1 50-125 600LM
0053147

Diffuser material	PC Polycarbonate
Reflector finish	White
Nominal Product Height (mm)	22
Nominal Product Diameter (mm)	165
Weight (kg)	0.269

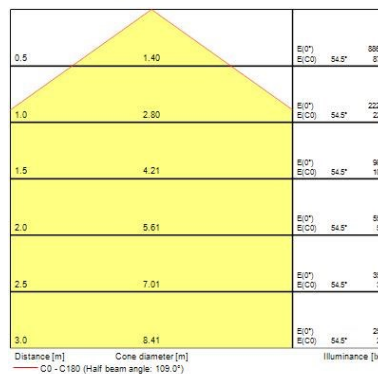
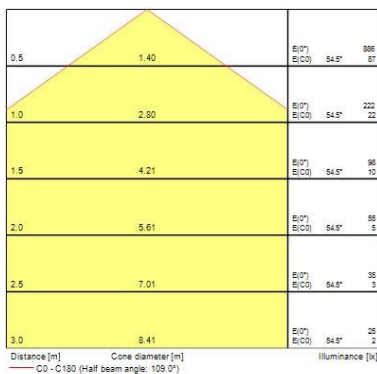
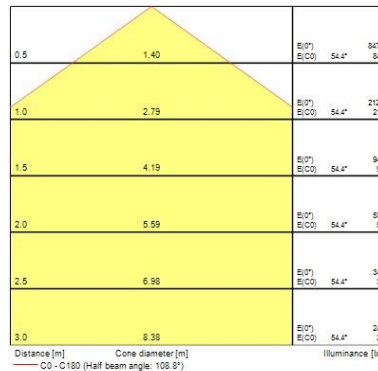
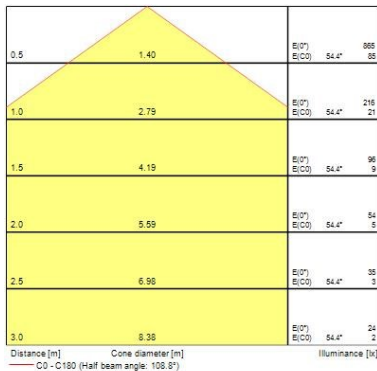
Packaging

Single packaging type	Carton
Product EAN number	5410288531472
Packaging single length / height (cm)	18.3
Packaging single width (cm)	4.3
Packaging single depth (cm)	17.0
DUN14 (outer)	15410288531479
Units per outer package	14
Packaging outer length / height (cm)	38.1
Packaging outer width (cm)	32.1
Packaging outer depth (cm)	19.5

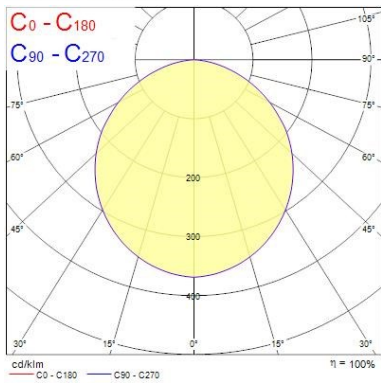
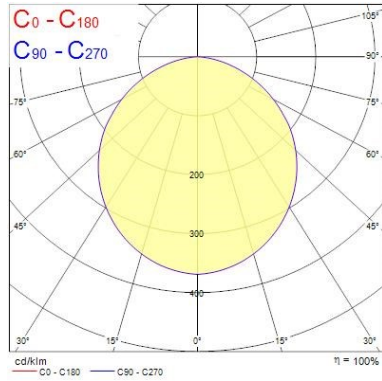
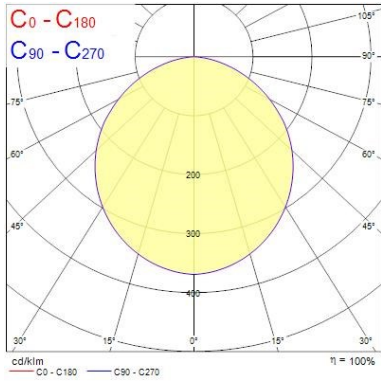
Safety data

Optimal operating condition (°C)	-20-40
----------------------------------	--------

PHOTOMETRY



Start Downlight 5in1 50-125 *START Downlight 5IN1 50-125 600LM* 0053147



TECHNICAL DRAWINGS

