

Start Spot Aluminium IP44


START SPOT ALUMINIUM 740LM 827 IP44 WHT

0005183



Product features

- Integrated LED recessed spotlight, vertical tilt 30°, white bezel finish with white reflector, black replaceable reflector included in the packaging, 750lm (black reflector), 9W, dimmable trailing/leading edge, 2700K, 40° degree beam angle, polycarbonate and aluminium body, low profile 62mm recessed depth, IP44 from the front, IK03, loop-in/loop-out terminals for fast wiring, weight 0,165Kg, 85mm bezel diameter, 68-72mm cutout, clear lens.



PRODUCT OVERVIEW

Product name	START SPOT ALUMINIUM 740LM 827 IP44 WHT
Technology	LED
Cap/Base	N/A
Housing	Aluminium
Mount	Ceiling recessed mounting
General application	Residential & Consumer
ETIM Class	EC001744
E-number FI	4278423
Warranty	3 years
Fixture luminous flux (lm)	740
Luminaire efficacy (lm/W)	82
Colour temperature (K)	2700
Light colour	Candlelight
CRI (Ra)	80
Colour Variation Initial (SDCM)	SDCM6
Beam Angle (°)	40
Glare control	< 22
Photobiological Risk Group	RG1
Total power consumption (W)	9
Electrical protection	Class II
Control gear type	LED driver constant current
Dimmable	Yes
Minimum dimming level (%)	10
LED Flickering Rate	Low (6% - 20%)
Housing colour	RAL 9016 - Traffic white / Bezel
IP rating	IP65/20
IK rating	IK03
Product EAN number	5410288051833

DATA TABLE

General data

Start Spot Aluminium IP44

START SPOT ALUMINIUM 740LM 827 IP44 WHT

0005183

Product name	START SPOT ALUMINIUM 740LM 827 IP44 WHT
Technology	LED
Cap/Base	N/A
Housing	Aluminium
Mount	Ceiling recessed mounting
General application	Residential & Consumer
Operating temperature range (°C)	-10°C - 35°C
Performance ambient temperature Tq (°C)	25
ETIM Class	EC001744
E-number FI	4278423
Warranty	3 years

Optical data

Fixture luminous flux (lm)	740
Luminaire efficacy (lm/W)	82
Colour temperature (K)	2700
Light colour	Candlelight
CRI (Ra)	80
Colour Variation Initial (SDCM)	SDCM6
Rated Luminous Intensity (cd)	1400
Beam Angle (°)	40
Distribution type	Symmetric
Glare control	< 22
Photobiological Risk Group	RG1

Electrical data

Total power consumption (W)	9
Mains voltage (V)	220-240V~
Lamp power factor	0.9
THD (at 230 V, 50 Hz, full load, at 100% dimming level) xx.x %	40
Electrical protection	Class II
Control gear required	No
Control gear type	LED driver constant current
Transformer required	No
Dimmable	Yes
Minimum dimming level (%)	10
Drive current (mA)	165
Drive current - Range (mA)	103mA / 203mA
Inrush Current (A)	10
Inrush Duration (µs)	150
Glow Wire Test (°C)	650
Energy Efficiency Class (A->G) of contained light source	F
Nominal Frequency (Hz)	50/60Hz
LED Flickering Rate	Low (6% - 20%)
Max. Luminaires per 10A C Breaker	50
Max. Luminaires per 13A C Breaker	65
Max. Luminaires per 16A C Breaker	80

Start Spot Aluminium IP44

START SPOT ALUMINIUM 740LM 827 IP44 WHT

0005183

Max. Luminaires per 20A C Breaker	100
Max. Luminaires per 16A B Breaker	30

Lifetime data

Lifespan L70 B50	47000
------------------	-------

Physical data

Housing colour	RAL 9016 - Traffic white / Bezel
IP rating	IP65/20
IK rating	IK03
Diffuser finish	Other
Diffuser material	None
Reflector finish	Matt
Nominal Product Height (mm)	64
Nominal Product Diameter (mm)	86
Cutout Dimensions (W x L in mm or Diameter in mm)	68-72
Weight (kg)	0.14
Recessed Depth (mm)	100

Packaging

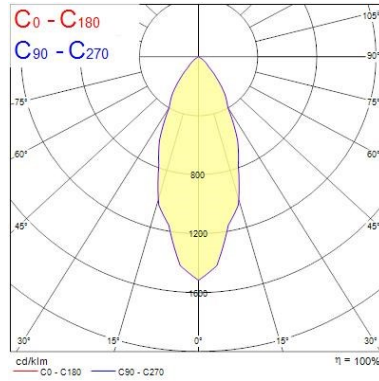
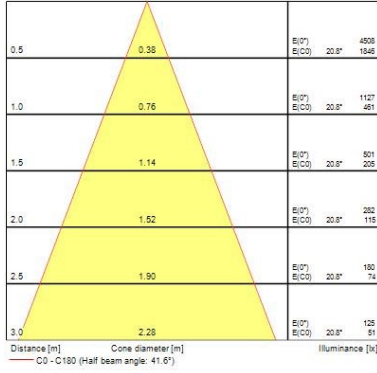
Single packaging type	Carton
Product EAN number	5410288051833
Packaging single length / height (cm)	10.0
Packaging single width (cm)	10.0
Packaging single depth (cm)	8.5
DUN14 (inner)	25410288051837
Units per inner package	6
Packaging inner length / height (cm)	28.5
Packaging inner width (cm)	9.0
Packaging inner depth (cm)	19.0
DUN14 (outer)	15410288051830
Units per outer package	36
Packaging outer length / height (cm)	43.6
Packaging outer width (cm)	35.6
Packaging outer depth (cm)	29.3

Safety data

Optimal operating condition (°C)	-10-35
----------------------------------	--------

PHOTOMETRY

Start Spot Aluminium IP44 *START SPOT ALUMINIUM 740LM 827 IP44 WHT* 0005183



TECHNICAL DRAWINGS

