

## Start eco Surface IP44 DualTone

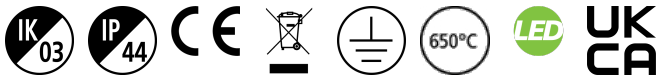
START ECO SURFACE IP44 1550LM 830/840 DUALTONE

0043427



### Product features

- Ceiling / wall luminaire with integrated LED. Perfect solution for hallways, circulation spaces or foyer. Even and uniform light distribution with a halo lighting effect on the wall surface. Body Size diameter 330mm. Besa mounting box compatible, hole distance 51mm. DualTone functionality enables switch between 3000K and 4000K colour temperatures. Power 18W, output 1550 lumens (4000k). Non-dimmable. IK03, IP44. Low maintenance with 30,000 hours LED life expectancy. Energy Class: A++, A+, A



## PRODUCT OVERVIEW

Product name	START ECO SURFACE IP44 1550LM 830/840 DUALTONE
Technology	LED
Housing	Steel
General application	Hospitality
ETIM Class	EC002892
E-number FI	4170570
Warranty	3 years
Fixture luminous flux (lm)	1550
Luminaire efficacy (lm/W)	85
Colour temperature (K)	4000
Light colour	Amber White or Neutral White
CRI (Ra)	80
Colour Variation Initial (SDCM)	SDCM6
Beam Angle (°)	120
Photobiological Risk Group	RG0
Electrical protection	Class I
Dimmable	No
Minimum dimming level (%)	100
LED Flickering Rate	High (>40%)
Housing colour	White
IP rating	IP44
IK rating	IK03
Product EAN number	5410288434278

## DATA TABLE

### General data

Product name	START ECO SURFACE IP44 1550LM 830/840 DUALTONE
Technology	LED
Housing	Steel
General application	Hospitality
Operating temperature range (°C)	-20°C - 40°C
Performance ambient temperature Tq (°C)	25

## Start eco Surface IP44 DualTone

START ECO SURFACE IP44 1550LM 830/840 DUAL TONE

0043427

ETIM Class	EC002892
E-number FI	4170570
Warranty	3 years

### Optical data

Fixture luminous flux (lm)	1550
Luminaire efficacy (lm/W)	85
Colour temperature (K)	4000
Correlated colour temperature range (K)	3000 - 4000
Light colour	Amber White or Neutral White
CRI (Ra)	80
Colour Variation Initial (SDCM)	SDCM6
Beam Angle (°)	120
Distribution type	Diffuse
Photobiological Risk Group	RG0

### Electrical data

Mains voltage (V)	220-240V~
Lamp power factor	0.8
Electrical protection	Class I
Dimmable	No
Minimum dimming level (%)	100
Drive current (mA)	57
Inrush Current (A)	0.5
Inrush Duration (µs)	30
Glow Wire Test (°C)	650
Nominal Frequency (Hz)	50/60Hz
LED Flickering Rate	High (>40%)
Max. Luminaires per 10A C Breaker	39
Max. Luminaires per 13A C Breaker	51
Max. Luminaires per 16A C Breaker	62
Max. Luminaires per 20A C Breaker	78
Max. Luminaires per 10A B Breaker	36
Max. Luminaires per 13A B Breaker	47
Max. Luminaires per 16A B Breaker	58
Max. Luminaires per 20A B Breaker	72

### Lifetime data

Lifespan L70 B50	30000
------------------	-------

### Physical data

Housing colour	White
IP rating	IP44
IK rating	IK03
Diffuser finish	Opal
Diffuser material	Polypropylene
Nominal Product Length (mm)	330
Nominal Product Width (mm)	330
Nominal Product Height (mm)	96

## Start eco Surface IP44 DualTone

### START ECO SURFACE IP44 1550LM 830/840 DUAL TONE

#### 0043427

Nominal Product Diameter (mm)	330
Weight (kg)	0.516

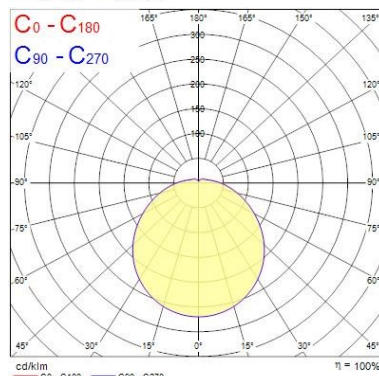
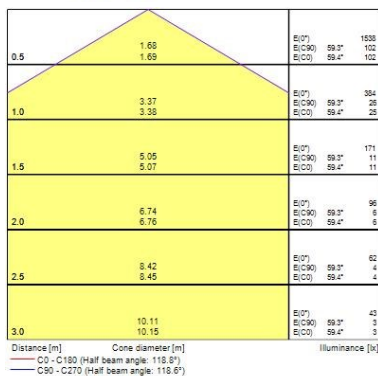
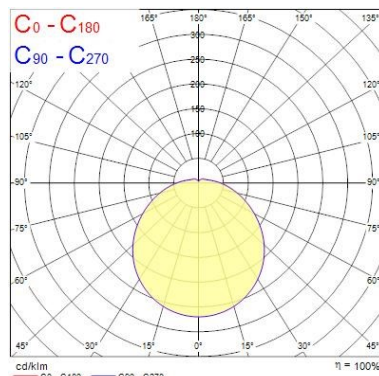
#### Packaging

Single packaging type	Carton
Product EAN number	5410288434278
Packaging single length / height (cm)	33.6
Packaging single width (cm)	9.9
Packaging single depth (cm)	33.5
DUN14 (outer)	15410288434275
Units per outer package	6
Packaging outer length / height (cm)	64.4
Packaging outer width (cm)	38.5
Packaging outer depth (cm)	38.2

#### Safety data

Optimal operating condition (°C)	-20-40
----------------------------------	--------

## PHOTOMETRY



## TECHNICAL DRAWINGS

## Start eco Surface IP44 DualTone

*START ECO SURFACE IP44 1550LM 830/840 DUALTONE*

0043427

